

THE
BRICK
A brand by Jay Jalaram Brick Works **STORE**

Traditional

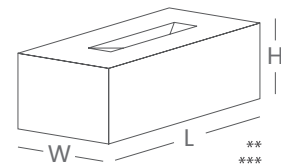

Vadodara
Jay Jalaram Brick Works

www.thebrickstore.in

Traditional

T1

CROWN RED ORANGE



L 215 W 102 H 65 MM

***Specifications:**

Weight: 2.6 Kg
Strength: Above 75 Kg/Cm²
Water absorption: < 14%

**Coverage per sq.ft.
(10mm joint):**

4" Wall - 5.5 pcs.
9" Wall - 11.2 pcs.
1 m² - 60 pcs.
1 m³ - 530 pcs.

*Specifications are indicative, buyers are requested to undertake tests in accredited laboratories to verify suitability of bricks for particular application.

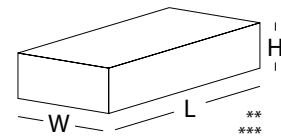

**Individual bricks may vary dimensionally this is natural characteristic of fired clay products and is catered for in relevant Indian Standard.

***Dimensions are subject to change without prior notice, before ordering/designing buyers are encouraged to inquire about prevailing sizes and quantities available.

Traditional

T2

ROYAL DUTCH



L 230 W 102 H 42 MM

***Specifications:**

Weight: 1.6 Kg
Strength: Above 75 Kg/Cm²
Water absorption: < 14%

**Coverage per sq.ft.
(10mm joint):**

4" Wall - 7.4 pcs.
9" Wall - 16 pcs.
1 m² - 80 pcs.
1 m³ - 716 pcs.

*Specifications are indicative, buyers are requested to undertake tests in accredited laboratories to verify suitability of bricks for particular application.

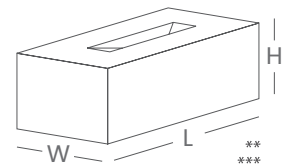

**Individual bricks may vary dimensionally this is natural characteristic of fired clay products and is catered for in relevant Indian Standard.

***Dimensions are subject to change without prior notice, before ordering/designing buyers are encouraged to inquire about prevailing sizes and quantities available.

Traditional

T3

BRAMPTON BROWN MULTI



L 215 W 102 H 65 MM

***Specifications:**

Weight: 2.6 Kg
Strength: Above 75 Kg/Cm²
Water absorption: < 14%

**Coverage per sq.ft.
(10mm joint):**

4" Wall - 5.5 pcs.
9" Wall - 11.2 pcs.
1 m² - 60 pcs.
1 m³ - 530 pcs.

*Specifications are indicative, buyers are requested to undertake tests in accredited laboratories to verify suitability of bricks for particular application.

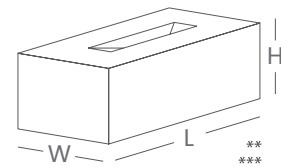

**Individual bricks may vary dimensionally this is natural characteristic of fired clay products and is catered for in relevant Indian Standard.

***Dimensions are subject to change without prior notice, before ordering/designing buyers are encouraged to inquire about prevailing sizes and quantities available.

Traditional

T5

MADISON MULTI



L 215 W 102 H 65 MM

***Specifications:**

Weight: 2.6 Kg
Strength: Above 75 Kg/Cm²
Water absorption: < 14%

**Coverage per sq.ft.
(10mm joint):**

4" Wall - 5.5 pcs.
9" Wall - 11.2 pcs.
1 m² - 60 pcs.
1 m³ - 530 pcs.

*Specifications are indicative, buyers are requested to undertake tests in accredited laboratories to verify suitability of bricks for particular application.

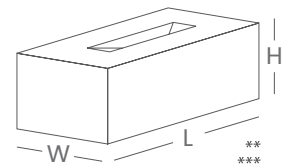
**Individual bricks may vary dimensionally this is natural characteristic of fired clay products and is catered for in relevant Indian Standard.

***Dimensions are subject to change without prior notice, before ordering/designing buyers are encouraged to inquire about prevailing sizes and quantities available.

Traditional

T6

VINCENT YELLOW MULTI



L 215 W 102 H 65 MM

***Specifications:**

Weight: 2.6 Kg
Strength: Above 75 Kg/Cm²
Water absorption: < 20%

**Coverage per sq.ft.
(10mm joint):**

4" Wall - 5.5 pcs.
9" Wall - 11.2 pcs.
1 m² - 60 pcs.
1 m³ - 530 pcs.

*Specifications are indicative, buyers are requested to undertake tests in accredited laboratories to verify suitability of bricks for particular application.

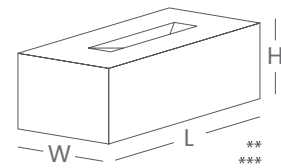

**Individual bricks may vary dimensionally this is natural characteristic of fired clay products and is catered for in relevant Indian Standard.

***Dimensions are subject to change without prior notice, before ordering/designing buyers are encouraged to inquire about prevailing sizes and quantities available.

Traditional

T7

CALGARY PINK



L 228 W 108 H 68 MM

***Specifications:**

Weight: 2.75 Kg
Strength: Above 75 Kg/Cm²
Water absorption: < 18%

**Coverage per sq.ft.
(10mm joint):**

4" Wall - 5 pcs.
9" Wall - 10 pcs.
1 m² - 54 pcs.
1 m³ - 457 pcs.

*Specifications are indicative, buyers are requested to undertake tests in accredited laboratories to verify suitability of bricks for particular application.

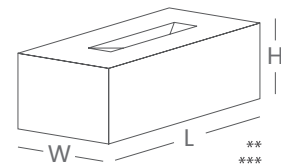

**Individual bricks may vary dimensionally this is natural characteristic of fired clay products and is catered for in relevant Indian Standard.

***Dimensions are subject to change without prior notice, before ordering/designing buyers are encouraged to inquire about prevailing sizes and quantities available.

Traditional

T8

IRONBRIDGE MULTI



L 215 W 102 H 65 MM

***Specifications:**

Weight: 2.6 Kg
Strength: Above 75 Kg/Cm²
Water absorption: < 14%

**Coverage per sq.ft.
(10mm joint):**

4" Wall - 5.5 pcs.
9" Wall - 11.2 pcs.
1 m² - 60 pcs.
1 m³ - 530 pcs.

*Specifications are indicative, buyers are requested to undertake tests in accredited laboratories to verify suitability of bricks for particular application.

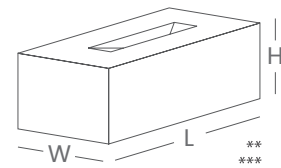

**Individual bricks may vary dimensionally this is natural characteristic of fired clay products and is catered for in relevant Indian Standard.

***Dimensions are subject to change without prior notice, before ordering/designing buyers are encouraged to inquire about prevailing sizes and quantities available.

Traditional

T12

WARSAW OLDE



L 215 W 102 H 65 MM

***Specifications:**

Weight: 2.65 Kg
Strength: Above 75 Kg/Cm²
Water absorption: < 18%

**Coverage per sq.ft.
(10mm joint):**

4" Wall - 5.5 pcs.
9" Wall - 11.2 pcs.
1 m² - 60 pcs.
1 m³ - 530 pcs.

*Specifications are indicative, buyers are requested to undertake tests in accredited laboratories to verify suitability of bricks for particular application.

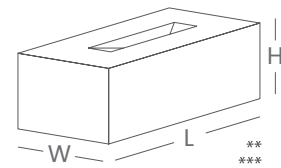
**Individual bricks may vary dimensionally this is natural characteristic of fired clay products and is catered for in relevant Indian Standard.

***Dimensions are subject to change without prior notice, before ordering/designing buyers are encouraged to inquire about prevailing sizes and quantities available.

Traditional

T14

VINCENT YELLOW OLDE



L 215 W 102 H 65 MM

***Specifications:**

Weight: 2.6 Kg
Strength: Above 75 Kg/Cm²
Water absorption: < 20%

**Coverage per sq.ft.
(10mm joint):**

4" Wall - 5.5 pcs.
9" Wall - 11.2 pcs.
1 m² - 60 pcs.
1 m³ - 530 pcs.

*Specifications are indicative, buyers are requested to undertake tests in accredited laboratories to verify suitability of bricks for particular application.

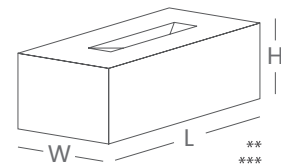

**Individual bricks may vary dimensionally this is natural characteristic of fired clay products and is catered for in relevant Indian Standard.

***Dimensions are subject to change without prior notice, before ordering/designing buyers are encouraged to inquire about prevailing sizes and quantities available.

Traditional

T16

FEDERATION MULTI



L 228 W 108 H 68 MM

***Specifications:**

Weight: 2.75 Kg
Strength: Above 75 Kg/Cm²
Water absorption: < 14%

**Coverage per sq.ft.
(10mm joint):**

4" Wall - 5 pcs.
9" Wall - 10 pcs.
1 m² - 54 pcs.
1 m³ - 457 pcs.

*Specifications are indicative, buyers are requested to undertake tests in accredited laboratories to verify suitability of bricks for particular application.

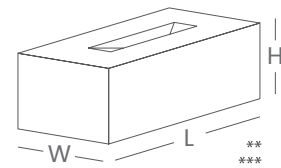

**Individual bricks may vary dimensionally this is natural characteristic of fired clay products and is catered for in relevant Indian Standard.

***Dimensions are subject to change without prior notice, before ordering/designing buyers are encouraged to inquire about prevailing sizes and quantities available.

Traditional

T18

CAMBRIDGE BUFF



L 215 W 102 H 65 MM

***Specifications:**

Weight: 2.65 Kg
Strength: Above 75 Kg/Cm²
Water absorption: < 18%

**Coverage per sq.ft.
(10mm joint):**

4" Wall - 5.5 pcs.
9" Wall - 11.2 pcs.
1 m² - 60 pcs.
1 m³ - 530 pcs.

*Specifications are indicative, buyers are requested to undertake tests in accredited laboratories to verify suitability of bricks for particular application.

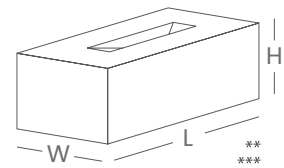
**Individual bricks may vary dimensionally this is natural characteristic of fired clay products and is catered for in relevant Indian Standard.

***Dimensions are subject to change without prior notice, before ordering/designing buyers are encouraged to inquire about prevailing sizes and quantities available.

Traditional

T19

ISTANBUL BLEND



L 215 W 102 H 65 MM

***Specifications:**

Weight: 2.6 Kg
Strength: Above 75 Kg/Cm²
Water absorption: < 14%

**Coverage per sq.ft.
(10mm joint):**

4" Wall - 5.5 pcs.
9" Wall - 11.2 pcs.
1 m² - 60 pcs.
1 m³ - 530 pcs.

*Specifications are indicative, buyers are requested to undertake tests in accredited laboratories to verify suitability of bricks for particular application.

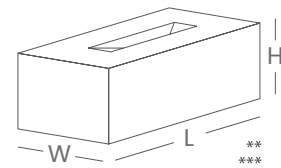
**Individual bricks may vary dimensionally this is natural characteristic of fired clay products and is catered for in relevant Indian Standard.

***Dimensions are subject to change without prior notice, before ordering/designing buyers are encouraged to inquire about prevailing sizes and quantities available.

Traditional

T21

OCHRE CLAMP



L 215 W 102 H 65 MM

***Specifications:**

Weight: 2.6 Kg
Strength: Above 75 Kg/Cm²
Water absorption: < 14%

**Coverage per sq.ft.
(10mm joint):**

4" Wall - 5.5 pcs.
9" Wall - 11.2 pcs.
1 m² - 60 pcs.
1 m³ - 530 pcs.

*Specifications are indicative, buyers are requested to undertake tests in accredited laboratories to verify suitability of bricks for particular application.

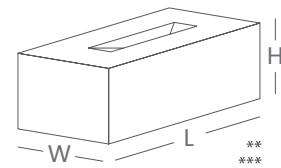

**Individual bricks may vary dimensionally this is natural characteristic of fired clay products and is catered for in relevant Indian Standard.

***Dimensions are subject to change without prior notice, before ordering/designing buyers are encouraged to inquire about prevailing sizes and quantities available.

Traditional

T22

OCHRE RED



L 215 W 102 H 65 MM

***Specifications:**

Weight: 2.6 Kg
Strength: Above 75 Kg/Cm²
Water absorption: < 14%

**Coverage per sq.ft.
(10mm joint):**

4" Wall - 5.5 pcs.
9" Wall - 11.2 pcs.
1 m² - 60 pcs.
1 m³ - 530 pcs.

*Specifications are indicative, buyers are requested to undertake tests in accredited laboratories to verify suitability of bricks for particular application.

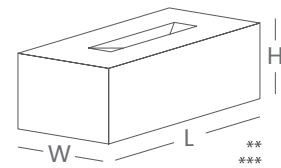
**Individual bricks may vary dimensionally this is natural characteristic of fired clay products and is catered for in relevant Indian Standard.

***Dimensions are subject to change without prior notice, before ordering/designing buyers are encouraged to inquire about prevailing sizes and quantities available.

Traditional

T23

BROSELEY DARK



L 215 W 102 H 65 MM

***Specifications:**

Weight: 2.6 Kg
Strength: Above 75 Kg/Cm²
Water absorption: < 14%

**Coverage per sq.ft.
(10mm joint):**

4" Wall - 5.5 pcs.
9" Wall - 11.2 pcs.
1 m² - 60 pcs.
1 m³ - 530 pcs.

*Specifications are indicative, buyers are requested to undertake tests in accredited laboratories to verify suitability of bricks for particular application.

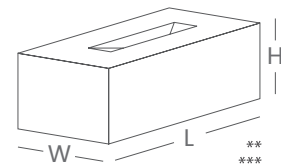

**Individual bricks may vary dimensionally this is natural characteristic of fired clay products and is catered for in relevant Indian Standard.

***Dimensions are subject to change without prior notice, before ordering/designing buyers are encouraged to inquire about prevailing sizes and quantities available.

Traditional

T28

FARMHOUSE RED



L 215 W 102 H 65 MM

***Specifications:**

Weight: 2.6 Kg
Strength: Above 75 Kg/Cm²
Water absorption: < 14%

**Coverage per sq.ft.
(10mm joint):**

4" Wall - 5.5 pcs.
9" Wall - 11.2 pcs.
1 m² - 60 pcs.
1 m³ - 530 pcs.

*Specifications are indicative, buyers are requested to undertake tests in accredited laboratories to verify suitability of bricks for particular application.

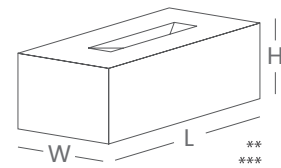

**Individual bricks may vary dimensionally this is natural characteristic of fired clay products and is catered for in relevant Indian Standard.

***Dimensions are subject to change without prior notice, before ordering/designing buyers are encouraged to inquire about prevailing sizes and quantities available.

Traditional

T29

FEDERATION RED



L 215 W 102 H 65 MM

***Specifications:**

Weight: 2.6 Kg
Strength: Above 75 Kg/Cm²
Water absorption: < 14%

**Coverage per sq.ft.
(10mm joint):**

4" Wall - 5.5 pcs.
9" Wall - 11.2 pcs.
1 m² - 60 pcs.
1 m³ - 530 pcs.

*Specifications are indicative, buyers are requested to undertake tests in accredited laboratories to verify suitability of bricks for particular application.

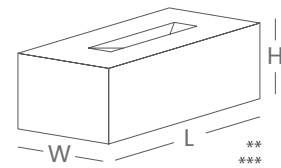
**Individual bricks may vary dimensionally this is natural characteristic of fired clay products and is catered for in relevant Indian Standard.

***Dimensions are subject to change without prior notice, before ordering/designing buyers are encouraged to inquire about prevailing sizes and quantities available.

Traditional

T30

WAREHOUSE BLEND



L 215 W 102 H 65 MM

***Specifications:**

Weight: 2.6 Kg
Strength: Above 75 Kg/Cm²
Water absorption: < 14%

**Coverage per sq.ft.
(10mm joint):**

4" Wall - 5.5 pcs.
9" Wall - 11.2 pcs.
1 m² - 60 pcs.
1 m³ - 530 pcs.

*Specifications are indicative, buyers are requested to undertake tests in accredited laboratories to verify suitability of bricks for particular application.

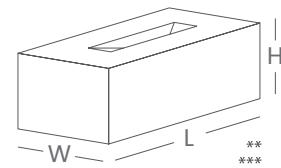
**Individual bricks may vary dimensionally this is natural characteristic of fired clay products and is catered for in relevant Indian Standard.

***Dimensions are subject to change without prior notice, before ordering/designing buyers are encouraged to inquire about prevailing sizes and quantities available.

Traditional

T32

STAFFORD BLUE GREY



L 215 W 102 H 65 MM

***Specifications:**

Weight: 2.6 Kg

Strength: Above 75 Kg/Cm²

Water absorption: < 14%

**Coverage per sq.ft.
(10mm joint):**

4" Wall - 5.5 pcs.

9" Wall - 11.2 pcs.

1 m² - 60 pcs.

1 m³ - 530 pcs.

*Specifications are indicative, buyers are requested to undertake tests in accredited laboratories to verify suitability of bricks for particular application.

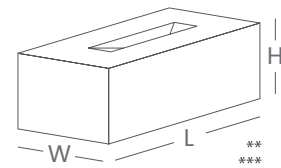
**Individual bricks may vary dimensionally this is natural characteristic of fired clay products and is catered for in relevant Indian Standard.

***Dimensions are subject to change without prior notice, before ordering/designing buyers are encouraged to inquire about prevailing sizes and quantities available.

Traditional

T33

CASTLE BLACK



L 215 W 102 H 65 MM

***Specifications:**

Weight: 2.6 Kg
Strength: Above 75 Kg/Cm²
Water absorption: < 20%

**Coverage per sq.ft.
(10mm joint):**

4" Wall - 5.5 pcs.
9" Wall - 11.2 pcs.
1 m² - 60 pcs.
1 m³ - 530 pcs.

*Specifications are indicative, buyers are requested to undertake tests in accredited laboratories to verify suitability of bricks for particular application.

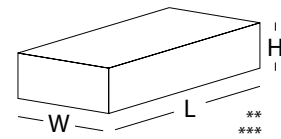
**Individual bricks may vary dimensionally this is natural characteristic of fired clay products and is catered for in relevant Indian Standard.

***Dimensions are subject to change without prior notice, before ordering/designing buyers are encouraged to inquire about prevailing sizes and quantities available.

Traditional

T36

ROYAL DUTCH MULTI



L 220 W 102 H 42 MM

***Specifications:**

Weight: 1.6 Kg
Strength: Above 75 Kg/Cm²
Water absorption: < 14%

**Coverage per sq.ft.
(10mm joint):**

4" Wall - 7.8 pcs.
9" Wall - 16 pcs.
1 m² - 84 pcs.
1 m³ - 747 pcs.

*Specifications are indicative, buyers are requested to undertake tests in accredited laboratories to verify suitability of bricks for particular application.

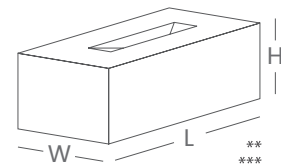

**Individual bricks may vary dimensionally this is natural characteristic of fired clay products and is catered for in relevant Indian Standard.

***Dimensions are subject to change without prior notice, before ordering/designing buyers are encouraged to inquire about prevailing sizes and quantities available.

Traditional

T40

BARNHOUSE MULTI



L 215 W 102 H 65 MM

***Specifications:**

Weight: 2.6 Kg
Strength: Above 75 Kg/Cm²
Water absorption: < 14%

**Coverage per sq.ft.
(10mm joint):**

4" Wall - 5.5 pcs.
9" Wall - 11.2 pcs.
1 m² - 60 pcs.
1 m³ - 530 pcs.

*Specifications are indicative, buyers are requested to undertake tests in accredited laboratories to verify suitability of bricks for particular application.

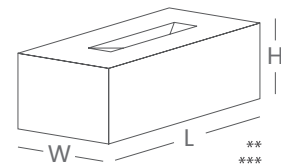

**Individual bricks may vary dimensionally this is natural characteristic of fired clay products and is catered for in relevant Indian Standard.

***Dimensions are subject to change without prior notice, before ordering/designing buyers are encouraged to inquire about prevailing sizes and quantities available.

Traditional

T41

VALENCIA MULTI



L 215 W 102 H 65 MM

***Specifications:**

Weight: 2.6 Kg
Strength: Above 75 Kg/Cm²
Water absorption: < 14%

**Coverage per sq.ft.
(10mm joint):**

4" Wall - 5.5 pcs.
9" Wall - 11.2 pcs.
1 m² - 60 pcs.
1 m³ - 530 pcs.

*Specifications are indicative, buyers are requested to undertake tests in accredited laboratories to verify suitability of bricks for particular application.

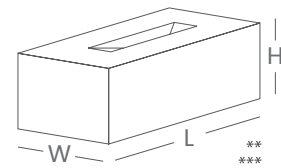
**Individual bricks may vary dimensionally this is natural characteristic of fired clay products and is catered for in relevant Indian Standard.

***Dimensions are subject to change without prior notice, before ordering/designing buyers are encouraged to inquire about prevailing sizes and quantities available.

Traditional

T42

SYDNEY GREY



L 215 W 102 H 65 MM

***Specifications:**

Weight: 2.6 Kg
Strength: Above 75 Kg/Cm²
Water absorption: < 14%

**Coverage per sq.ft.
(10mm joint):**

4" Wall - 5.5 pcs.
9" Wall - 11.2 pcs.
1 m² - 60 pcs.
1 m³ - 530 pcs.

*Specifications are indicative, buyers are requested to undertake tests in accredited laboratories to verify suitability of bricks for particular application.

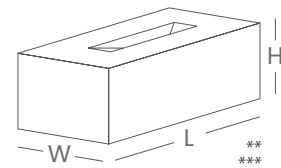

**Individual bricks may vary dimensionally this is natural characteristic of fired clay products and is catered for in relevant Indian Standard.

***Dimensions are subject to change without prior notice, before ordering/designing buyers are encouraged to inquire about prevailing sizes and quantities available.

Traditional

T43

AMALFI WHITE



L 228 W 108 H 68 MM

***Specifications:**

Weight: 2.75 Kg
Strength: Above 75 Kg/Cm²
Water absorption: < 14%

**Coverage per sq.ft.
(10mm joint):**

4" Wall - 5 pcs.
9" Wall - 10 pcs.
1 m² - 54 pcs.
1 m³ - 457 pcs.

*Specifications are indicative, buyers are requested to undertake tests in accredited laboratories to verify suitability of bricks for particular application.

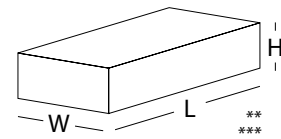
**Individual bricks may vary dimensionally this is natural characteristic of fired clay products and is catered for in relevant Indian Standard.

***Dimensions are subject to change without prior notice, before ordering/designing buyers are encouraged to inquire about prevailing sizes and quantities available.

Traditional

T44

COPENHAGEN RED



L 225 W 102 H 42 MM

***Specifications:**

Weight: 1.6 Kg
Strength: Above 75 Kg/Cm²
Water absorption: < 14%

**Coverage per sq.ft.
(10mm joint):**

4" Wall - 7.6 pcs.
9" Wall - 16 pcs.
1 m² - 81 pcs.
1 m³ - 730 pcs.

*Specifications are indicative, buyers are requested to undertake tests in accredited laboratories to verify suitability of bricks for particular application.

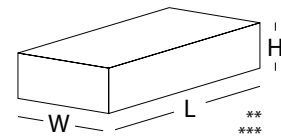
**Individual bricks may vary dimensionally this is natural characteristic of fired clay products and is catered for in relevant Indian Standard.

***Dimensions are subject to change without prior notice, before ordering/designing buyers are encouraged to inquire about prevailing sizes and quantities available.

Traditional

T52

DUTCH DRIFTWOOD



L 225 W 102 H 42 MM

***Specifications:**

Weight: 1.6 Kg

Strength: Above 75 Kg/Cm²

Water absorption: < 14%

**Coverage per sq.ft.
(10mm joint):**

4" Wall - 7.6 pcs.

9" Wall - 16 pcs.

1 m² - 81 pcs.

1 m³ - 730 pcs.

*Specifications are indicative, buyers are requested to undertake tests in accredited laboratories to verify suitability of bricks for particular application.

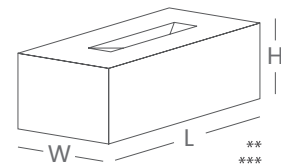
**Individual bricks may vary dimensionally this is natural characteristic of fired clay products and is catered for in relevant Indian Standard.

***Dimensions are subject to change without prior notice, before ordering/designing buyers are encouraged to inquire about prevailing sizes and quantities available.

Traditional

T54

ROTTERDAM DARK



L 215 W 102 H 65 MM

***Specifications:**

Weight: 2.6 Kg
Strength: Above 75 Kg/Cm²
Water absorption: < 14%

**Coverage per sq.ft.
(10mm joint):**

4" Wall - 5.5 pcs.
9" Wall - 11.2 pcs.
1 m² - 60 pcs.
1 m³ - 530 pcs.

*Specifications are indicative, buyers are requested to undertake tests in accredited laboratories to verify suitability of bricks for particular application.

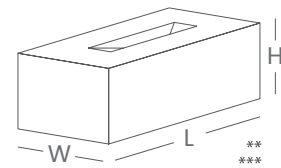

**Individual bricks may vary dimensionally this is natural characteristic of fired clay products and is catered for in relevant Indian Standard.

***Dimensions are subject to change without prior notice, before ordering/designing buyers are encouraged to inquire about prevailing sizes and quantities available.

Traditional

T56

SHEFFIELD YELLOW GAULT



L 215 W 102 H 65 MM

***Specifications:**

Weight: 2.6 Kg

Strength: Above 75 Kg/Cm²

Water absorption: < 20%

**Coverage per sq.ft.
(10mm joint):**

4" Wall - 5.5 pcs.

9" Wall - 11.2 pcs.

1 m² - 60 pcs.

1 m³ - 530 pcs.

*Specifications are indicative, buyers are requested to undertake tests in accredited laboratories to verify suitability of bricks for particular application.

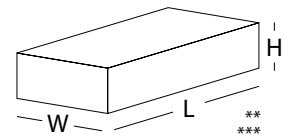
**Individual bricks may vary dimensionally this is natural characteristic of fired clay products and is catered for in relevant Indian Standard.

***Dimensions are subject to change without prior notice, before ordering/designing buyers are encouraged to inquire about prevailing sizes and quantities available.

Traditional

T57

CHARLESTON CHESTNUT



L 225 W 102 H 42 MM

***Specifications:**

Weight: 1.6 Kg
Strength: Above 75 Kg/Cm²
Water absorption: < 14%

**Coverage per sq.ft.
(10mm joint):**

4" Wall - 7.6 pcs.
9" Wall - 16 pcs.
1 m² - 81 pcs.
1 m³ - 730 pcs.

*Specifications are indicative, buyers are requested to undertake tests in accredited laboratories to verify suitability of bricks for particular application.

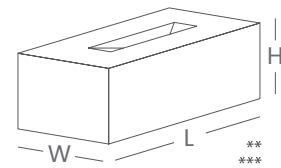

**Individual bricks may vary dimensionally this is natural characteristic of fired clay products and is catered for in relevant Indian Standard.

***Dimensions are subject to change without prior notice, before ordering/designing buyers are encouraged to inquire about prevailing sizes and quantities available.

Traditional

T61

SUBURBIAN OAKLEAF



L 215 W 102 H 65 MM

***Specifications:**

Weight: 2.65 Kg
Strength: Above 75 Kg/Cm²
Water absorption: < 18%

**Coverage per sq.ft.
(10mm joint):**

4" Wall - 5.5 pcs.
9" Wall - 11.2 pcs.
1 m² - 60 pcs.
1 m³ - 530 pcs.

*Specifications are indicative, buyers are requested to undertake tests in accredited laboratories to verify suitability of bricks for particular application.

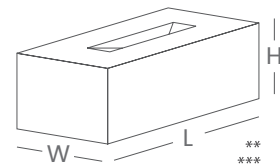

**Individual bricks may vary dimensionally this is natural characteristic of fired clay products and is catered for in relevant Indian Standard.

***Dimensions are subject to change without prior notice, before ordering/designing buyers are encouraged to inquire about prevailing sizes and quantities available.

Traditional

T62

BAVARIAN BLEND



L 215 W 102 H 65 MM

***Specifications:**

Weight: 2.65 Kg
Strength: Above 75 Kg/Cm²
Water absorption: < 18%

**Coverage per sq.ft.
(10mm joint):**

4" Wall - 5.5 pcs.
9" Wall - 11.2 pcs.
1 m² - 60 pcs.
1 m³ - 530 pcs.

*Specifications are indicative, buyers are requested to undertake tests in accredited laboratories to verify suitability of bricks for particular application.

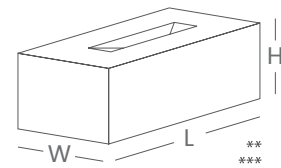

**Individual bricks may vary dimensionally this is natural characteristic of fired clay products and is catered for in relevant Indian Standard.

***Dimensions are subject to change without prior notice, before ordering/designing buyers are encouraged to inquire about prevailing sizes and quantities available.

Traditional

T63

COLUMBIA RED



L 215 W 102 H 65 MM

***Specifications:**

Weight: 2.6 Kg
Strength: Above 75 Kg/Cm²
Water absorption: < 14%

**Coverage per sq.ft.
(10mm joint):**

4" Wall - 5.5 pcs.
9" Wall - 11.2 pcs.
1 m² - 60 pcs.
1 m³ - 530 pcs.

*Specifications are indicative, buyers are requested to undertake tests in accredited laboratories to verify suitability of bricks for particular application.

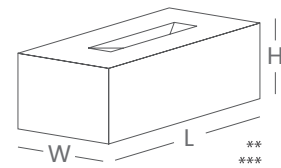

**Individual bricks may vary dimensionally this is natural characteristic of fired clay products and is catered for in relevant Indian Standard.

***Dimensions are subject to change without prior notice, before ordering/designing buyers are encouraged to inquire about prevailing sizes and quantities available.

Traditional

T64

ATHENS RED



L 215 W 102 H 65 MM

***Specifications:**

Weight: 2.6 Kg
Strength: Above 75 Kg/Cm²
Water absorption: < 14%

**Coverage per sq.ft.
(10mm joint):**

4" Wall - 5.5 pcs.
9" Wall - 11.2 pcs.
1 m² - 60 pcs.
1 m³ - 530 pcs.

*Specifications are indicative, buyers are requested to undertake tests in accredited laboratories to verify suitability of bricks for particular application.

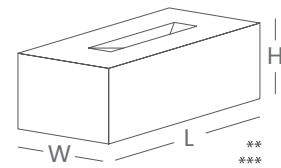

**Individual bricks may vary dimensionally this is natural characteristic of fired clay products and is catered for in relevant Indian Standard.

***Dimensions are subject to change without prior notice, before ordering/designing buyers are encouraged to inquire about prevailing sizes and quantities available.

Traditional

T65

IRISH MULTI



L 215 W 102 H 65 MM

***Specifications:**

Weight: 2.6 Kg
Strength: Above 75 Kg/Cm²
Water absorption: < 14%

**Coverage per sq.ft.
(10mm joint):**

4" Wall - 5.5 pcs.
9" Wall - 11.2 pcs.
1 m² - 60 pcs.
1 m³ - 530 pcs.

*Specifications are indicative, buyers are requested to undertake tests in accredited laboratories to verify suitability of bricks for particular application.

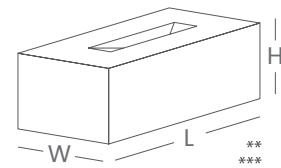
**Individual bricks may vary dimensionally this is natural characteristic of fired clay products and is catered for in relevant Indian Standard.

***Dimensions are subject to change without prior notice, before ordering/designing buyers are encouraged to inquire about prevailing sizes and quantities available.

Traditional

T66

CASTELLANA BUFF



L 215 W 102 H 65 MM

***Specifications:**

Weight: 2.6 Kg
Strength: Above 75 Kg/Cm²
Water absorption: < 14%

**Coverage per sq.ft.
(10mm joint):**

4" Wall - 5.5 pcs.
9" Wall - 11.2 pcs.
1 m² - 60 pcs.
1 m³ - 530 pcs.

*Specifications are indicative, buyers are requested to undertake tests in accredited laboratories to verify suitability of bricks for particular application.

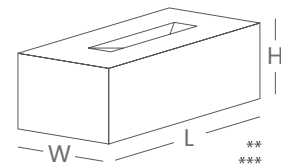

**Individual bricks may vary dimensionally this is natural characteristic of fired clay products and is catered for in relevant Indian Standard.

***Dimensions are subject to change without prior notice, before ordering/designing buyers are encouraged to inquire about prevailing sizes and quantities available.

Traditional

T67

LISBON YELLOW



L 215 W 102 H 65 MM

***Specifications:**

Weight: 2.6 Kg
Strength: Above 75 Kg/Cm²
Water absorption: < 20%

**Coverage per sq.ft.
(10mm joint):**

4" Wall - 5.5 pcs.
9" Wall - 11.2 pcs.
1 m² - 60 pcs.
1 m³ - 530 pcs.

*Specifications are indicative, buyers are requested to undertake tests in accredited laboratories to verify suitability of bricks for particular application.

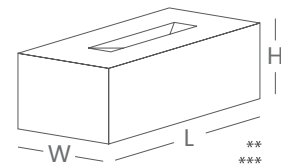

**Individual bricks may vary dimensionally this is natural characteristic of fired clay products and is catered for in relevant Indian Standard.

***Dimensions are subject to change without prior notice, before ordering/designing buyers are encouraged to inquire about prevailing sizes and quantities available.

Traditional

T68

CHELMSFORD HUBERT



L 215 W 102 H 65 MM

***Specifications:**

Weight: 2.6 Kg
Strength: Above 75 Kg/Cm²
Water absorption: < 14%

**Coverage per sq.ft.
(10mm joint):**

4" Wall - 5.5 pcs.
9" Wall - 11.2 pcs.
1 m² - 60 pcs.
1 m³ - 530 pcs.

*Specifications are indicative, buyers are requested to undertake tests in accredited laboratories to verify suitability of bricks for particular application.

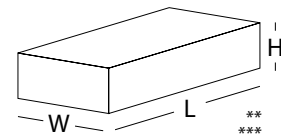

**Individual bricks may vary dimensionally this is natural characteristic of fired clay products and is catered for in relevant Indian Standard.

***Dimensions are subject to change without prior notice, before ordering/designing buyers are encouraged to inquire about prevailing sizes and quantities available.

Traditional

T2G

TOKYO BLEND



L 230 W 102 H 42 MM

***Specifications:**

Weight: 1.6 Kg
Strength: Above 75 Kg/Cm²
Water absorption: < 14%

**Coverage per sq.ft.
(10mm joint):**

4" Wall - 7.4 pcs.
9" Wall - 16 pcs.
1 m² - 80 pcs.
1 m³ - 716 pcs.

*Specifications are indicative, buyers are requested to undertake tests in accredited laboratories to verify suitability of bricks for particular application.

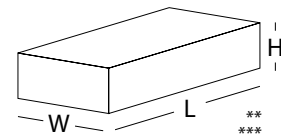
**Individual bricks may vary dimensionally this is natural characteristic of fired clay products and is catered for in relevant Indian Standard.

***Dimensions are subject to change without prior notice, before ordering/designing buyers are encouraged to inquire about prevailing sizes and quantities available.

Traditional

T44G

SHANGHAI BLUE



L 225 W 102 H 42 MM

***Specifications:**

Weight: 1.6 Kg
Strength: Above 75 Kg/Cm²
Water absorption: < 14%

**Coverage per sq.ft.
(10mm joint):**

4" Wall - 7.6 pcs.
9" Wall - 16 pcs.
1 m² - 81 pcs.
1 m³ - 730 pcs.

*Specifications are indicative, buyers are requested to undertake tests in accredited laboratories to verify suitability of bricks for particular application.

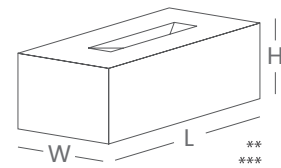
**Individual bricks may vary dimensionally this is natural characteristic of fired clay products and is catered for in relevant Indian Standard.

***Dimensions are subject to change without prior notice, before ordering/designing buyers are encouraged to inquire about prevailing sizes and quantities available.

Traditional

T63G

NORWICH CASTLE BLACK



L 215 W 102 H 65 MM

***Specifications:**

Weight: 2.6 Kg
Strength: Above 75 Kg/Cm²
Water absorption: < 14%

**Coverage per sq.ft.
(10mm joint):**

4" Wall - 5.5 pcs.
9" Wall - 11.2 pcs.
1 m² - 60 pcs.
1 m³ - 530 pcs.

*Specifications are indicative, buyers are requested to undertake tests in accredited laboratories to verify suitability of bricks for particular application.

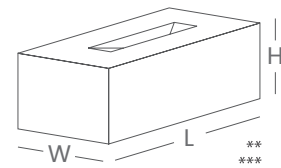
**Individual bricks may vary dimensionally this is natural characteristic of fired clay products and is catered for in relevant Indian Standard.

***Dimensions are subject to change without prior notice, before ordering/designing buyers are encouraged to inquire about prevailing sizes and quantities available.

Traditional

T18GT

MELBOURNE MULTI



L 215 W 102 H 65 MM

***Specifications:**

Weight: 2.6 Kg
Strength: Above 75 Kg/Cm²
Water absorption: < 14%

**Coverage per sq.ft.
(10mm joint):**

4" Wall - 5.5 pcs.
9" Wall - 11.2 pcs.
1 m² - 60 pcs.
1 m³ - 530 pcs.

*Specifications are indicative, buyers are requested to undertake tests in accredited laboratories to verify suitability of bricks for particular application.

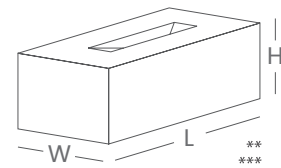

**Individual bricks may vary dimensionally this is natural characteristic of fired clay products and is catered for in relevant Indian Standard.

***Dimensions are subject to change without prior notice, before ordering/designing buyers are encouraged to inquire about prevailing sizes and quantities available.

Traditional

T1R

PHOENIX OLDE



L 215 W 102 H 65 MM

***Specifications:**

Weight: 2.6 Kg
Strength: Above 75 Kg/Cm²
Water absorption: < 14%

**Coverage per sq.ft.
(10mm joint):**

4" Wall - 5.5 pcs.
9" Wall - 11.2 pcs.
1 m² - 60 pcs.
1 m³ - 530 pcs.

*Specifications are indicative, buyers are requested to undertake tests in accredited laboratories to verify suitability of bricks for particular application.

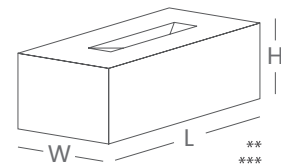

**Individual bricks may vary dimensionally this is natural characteristic of fired clay products and is catered for in relevant Indian Standard.

***Dimensions are subject to change without prior notice, before ordering/designing buyers are encouraged to inquire about prevailing sizes and quantities available.

Traditional

T1928R

EDINBURGH RED OLDE



L 215 W 102 H 65 MM

***Specifications:**

Weight: 2.6 Kg
Strength: Above 75 Kg/Cm²
Water absorption: < 14%

**Coverage per sq.ft.
(10mm joint):**

4" Wall - 5.5 pcs.
9" Wall - 11.2 pcs.
1 m² - 60 pcs.
1 m³ - 530 pcs.

*Specifications are indicative, buyers are requested to undertake tests in accredited laboratories to verify suitability of bricks for particular application.

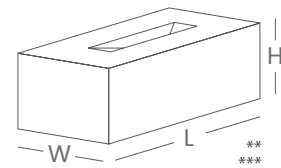

**Individual bricks may vary dimensionally this is natural characteristic of fired clay products and is catered for in relevant Indian Standard.

***Dimensions are subject to change without prior notice, before ordering/designing buyers are encouraged to inquire about prevailing sizes and quantities available.

Traditional

T54R

WHARTON OLDE



L 215 W 102 H 65 MM

***Specifications:**

Weight: 2.6 Kg
Strength: Above 75 Kg/Cm²
Water absorption: < 14%

**Coverage per sq.ft.
(10mm joint):**

4" Wall - 5.5 pcs.
9" Wall - 11.2 pcs.
1 m² - 60 pcs.
1 m³ - 530 pcs.

*Specifications are indicative, buyers are requested to undertake tests in accredited laboratories to verify suitability of bricks for particular application.

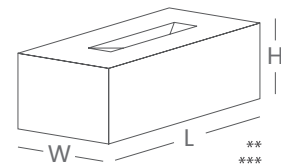
**Individual bricks may vary dimensionally this is natural characteristic of fired clay products and is catered for in relevant Indian Standard.

***Dimensions are subject to change without prior notice, before ordering/designing buyers are encouraged to inquire about prevailing sizes and quantities available.

Traditional

T1 RT

ROYAL VERMILION



L 215 W 102 H 65 MM

***Specifications:**

Weight: 2.6 Kg
Strength: Above 75 Kg/Cm²
Water absorption: < 14%

**Coverage per sq.ft.
(10mm joint):**

4" Wall - 5.5 pcs.
9" Wall - 11.2 pcs.
1 m² - 60 pcs.
1 m³ - 530 pcs.

*Specifications are indicative, buyers are requested to undertake tests in accredited laboratories to verify suitability of bricks for particular application.

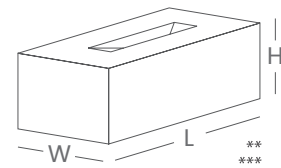

**Individual bricks may vary dimensionally this is natural characteristic of fired clay products and is catered for in relevant Indian Standard.

***Dimensions are subject to change without prior notice, before ordering/designing buyers are encouraged to inquire about prevailing sizes and quantities available.

Traditional

T19RT

OLD ROSSATO



L 215 W 102 H 65 MM

***Specifications:**

Weight: 2.6 Kg
Strength: Above 75 Kg/Cm²
Water absorption: < 14%

**Coverage per sq.ft.
(10mm joint):**

4" Wall - 5.5 pcs.
9" Wall - 11.2 pcs.
1 m² - 60 pcs.
1 m³ - 530 pcs.

*Specifications are indicative, buyers are requested to undertake tests in accredited laboratories to verify suitability of bricks for particular application.

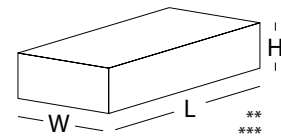

**Individual bricks may vary dimensionally this is natural characteristic of fired clay products and is catered for in relevant Indian Standard.

***Dimensions are subject to change without prior notice, before ordering/designing buyers are encouraged to inquire about prevailing sizes and quantities available.

Traditional

T2T

ROYAL DUTCH TUMBLED



L 230 W 102 H 42 MM

***Specifications:**

Weight: 1.6 Kg
Strength: Above 75 Kg/Cm²
Water absorption: < 14%

**Coverage per sq.ft.
(10mm joint):**

4" Wall - 7.4 pcs.
9" Wall - 16 pcs.
1 m² - 80 pcs.
1 m³ - 716 pcs.

*Specifications are indicative, buyers are requested to undertake tests in accredited laboratories to verify suitability of bricks for particular application.

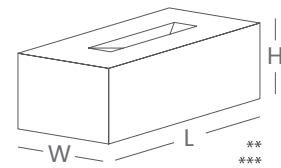

**Individual bricks may vary dimensionally this is natural characteristic of fired clay products and is catered for in relevant Indian Standard.

***Dimensions are subject to change without prior notice, before ordering/designing buyers are encouraged to inquire about prevailing sizes and quantities available.

Traditional

T14T

VINCENT YELLOW OLDE TUMBLED



L 215 W 102 H 65 MM

***Specifications:**

Weight: 2.6 Kg

Strength: Above 75 Kg/Cm²

Water absorption: < 14%

**Coverage per sq.ft.
(10mm joint):**

4" Wall - 5.5 pcs.

9" Wall - 11.2 pcs.

1 m² - 60 pcs.

1 m³ - 530 pcs.

*Specifications are indicative, buyers are requested to undertake tests in accredited laboratories to verify suitability of bricks for particular application.

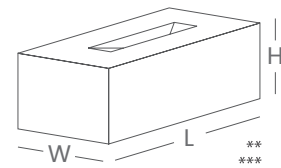

**Individual bricks may vary dimensionally this is natural characteristic of fired clay products and is catered for in relevant Indian Standard.

***Dimensions are subject to change without prior notice, before ordering/designing buyers are encouraged to inquire about prevailing sizes and quantities available.

Traditional

T18T

DUSTY ROSE CASTLE



L 215 W 102 H 65 MM

***Specifications:**

Weight: 2.6 Kg
Strength: Above 75 Kg/Cm²
Water absorption: < 14%

**Coverage per sq.ft.
(10mm joint):**

4" Wall - 5.5 pcs.
9" Wall - 11.2 pcs.
1 m² - 60 pcs.
1 m³ - 530 pcs.

*Specifications are indicative, buyers are requested to undertake tests in accredited laboratories to verify suitability of bricks for particular application.

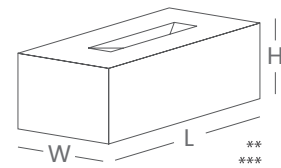
**Individual bricks may vary dimensionally this is natural characteristic of fired clay products and is catered for in relevant Indian Standard.

***Dimensions are subject to change without prior notice, before ordering/designing buyers are encouraged to inquire about prevailing sizes and quantities available.

Traditional

T23T

BROSELEY DARK TUMBLED



L 215 W 102 H 65 MM

***Specifications:**

Weight: 2.6 Kg
Strength: Above 75 Kg/Cm²
Water absorption: < 14%

**Coverage per sq.ft.
(10mm joint):**

4" Wall - 5.5 pcs.
9" Wall - 11.2 pcs.
1 m² - 60 pcs.
1 m³ - 530 pcs.

*Specifications are indicative, buyers are requested to undertake tests in accredited laboratories to verify suitability of bricks for particular application.

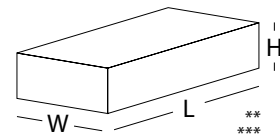

**Individual bricks may vary dimensionally this is natural characteristic of fired clay products and is catered for in relevant Indian Standard.

***Dimensions are subject to change without prior notice, before ordering/designing buyers are encouraged to inquire about prevailing sizes and quantities available.

Traditional

T36T

MIDDLEBURG MULTI TUMBLED



L 220 W 102 H 42 MM

***Specifications:**

Weight: 2.6 Kg
Strength: Above 75 Kg/Cm²
Water absorption: < 14%

**Coverage per sq.ft.
(10mm joint):**

4" Wall - 7.8 pcs.
9" Wall - 16 pcs.
1 m² - 84 pcs.
1 m³ - 747 pcs.

*Specifications are indicative, buyers are requested to undertake tests in accredited laboratories to verify suitability of bricks for particular application.

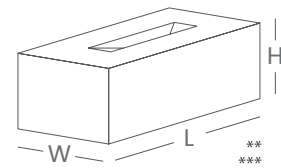

**Individual bricks may vary dimensionally this is natural characteristic of fired clay products and is catered for in relevant Indian Standard.

***Dimensions are subject to change without prior notice, before ordering/designing buyers are encouraged to inquire about prevailing sizes and quantities available.

Traditional

T64T

TURKU RED TUMBLED



L 215 W 102 H 65 MM

***Specifications:**

Weight: 2.6 Kg
Strength: Above 75 Kg/Cm²
Water absorption: < 14%

**Coverage per sq.ft.
(10mm joint):**

4" Wall - 5.5 pcs.
9" Wall - 11.2 pcs.
1 m² - 60 pcs.
1 m³ - 530 pcs.

*Specifications are indicative, buyers are requested to undertake tests in accredited laboratories to verify suitability of bricks for particular application.

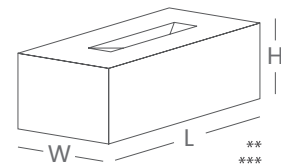

**Individual bricks may vary dimensionally this is natural characteristic of fired clay products and is catered for in relevant Indian Standard.

***Dimensions are subject to change without prior notice, before ordering/designing buyers are encouraged to inquire about prevailing sizes and quantities available.

Traditional

T66T

CASTELLANA BUFF TUMBLED



L 215 W 102 H 65 MM

***Specifications:**

Weight: 2.6 Kg
Strength: Above 75 Kg/Cm²
Water absorption: < 20%

**Coverage per sq.ft.
(10mm joint):**

4" Wall - 5.5 pcs.
9" Wall - 11.2 pcs.
1 m² - 60 pcs.
1 m³ - 530 pcs.

*Specifications are indicative, buyers are requested to undertake tests in accredited laboratories to verify suitability of bricks for particular application.

**Individual bricks may vary dimensionally this is natural characteristic of fired clay products and is catered for in relevant Indian Standard.

***Dimensions are subject to change without prior notice, before ordering/designing buyers are encouraged to inquire about prevailing sizes and quantities available.

Brick Experience Gallery

The Brick Store Vadodara




Discuss Ideas

Collaborate on Plans

Explore India's widest
range of Facing Bricks



It's all about Bricks



The Brick Store - Vadodara

Jay Jalaram Brick Works, 3rd / 4th Floor, MSA House, GIPCL Circle,
Sama Vadodara, Gujarat - 390008

Cell: +91 93283 81220/ +91 70690 06101 Email: sales@jjb.co.in

Brick Factory

Jay Jalaram Brick Works, Near Main RTO Office, Godhra, Gujarat - 389001

Cell: +91 75709 75709/ +91 70690 06101 Email: sales@jjb.co.in

www.thebrickstore.in

Godhra • Vadodara • Ahmedabad • Ludhiana • Pune • Rajkot • Nashik • Hyderabad • Surat • Kolkata • UK • Australia
Upcoming Stores: Mumbai, Delhi, Chennai, Indore & Bengaluru